


Finally, place the mummy in a sarcophagus and move to the pyramid.



Wrap the body in linen fabric, adding amulets and a Book of the Dead.



After the 40 days, remove the natron and pack the body with straw, dried grass or linen.



Apply make up, fake eyes and hair to make it look nice.

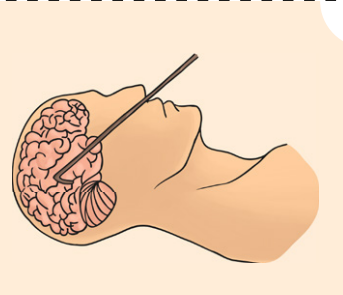
You will need:

- A dead body
- Canopic jars
- Natron
- Palm oil and water from the Nile
- Linen

- Amulets
- Book of the Dead
- Make up, fake eyes and hair
- Resin
- Hook
- Knife

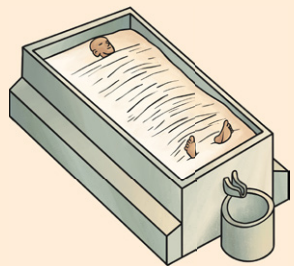


Wash the body with palm oil and water from the river.



Next, pull out the brains through the nostrils using a hook. Fill the skull with sawdust or resin.

How to Make a Mummy



Cover the body with natron salt. Leave it to dry for 40 days.



Cut out the internal body organs (except the heart). Put the liver, lungs, intestines and stomach into canopic jars to dry.