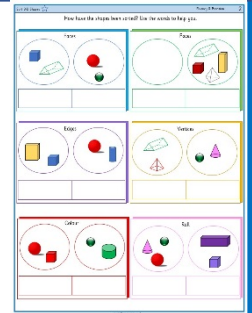


★ Sort 3-D Shapes

Children continue sorting 3D shapes. They have to guess the categories the shapes have been sorted into. On this sheet, they have clues to what they need to look out for.

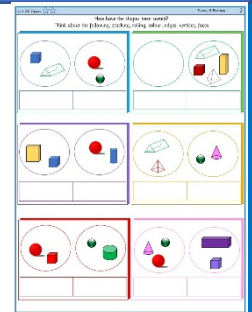
masterthecurriculum.co.uk



★★ Sort 3-D Shapes

Children continue sorting 3D shapes. They have to guess the categories the shapes have been sorted into. On this sheet, they have 2 single sorting hoops. They are given suggestions but no clues for each heading.

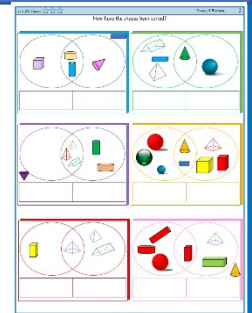
masterthecurriculum.co.uk



★★★ Sort 3-D Shapes

Children continue looking at sorting 3D shapes. They are given shapes that have been sorted and have to decide how they have been sorted. On this sheet, they have Venn diagrams and decide how the shapes have been sorted.

masterthecurriculum.co.uk



Reasoning & Problem Solving

Sort 3-D Shapes

Children continue demonstrating their understanding of sorting shapes by answering reasoning questions and understanding properties of shapes.

Sort 3-D Shapes Reasoning & Problem Solving 2

Who do you agree with and why?

Cuboids Other shapes

This shape goes into 'Other shapes'.

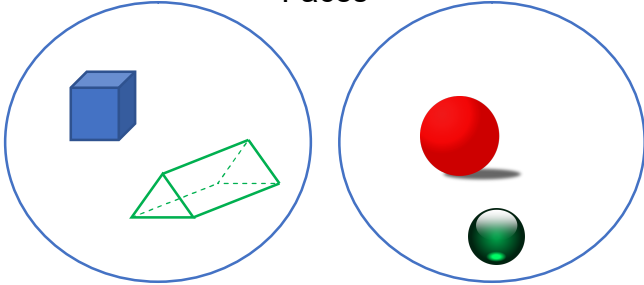
This shape goes into 'Cuboids'.

Some 3-D shapes have curved surface and more than 5 edges.

What do you think about the statement?

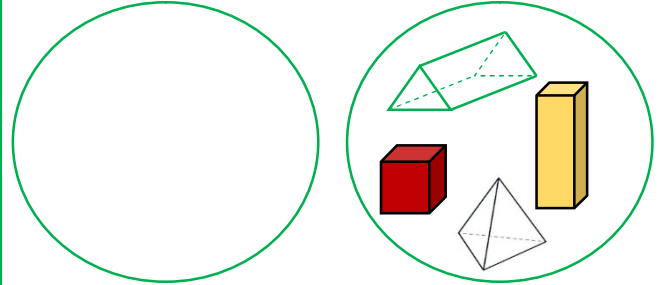
How have the shapes been sorted? Use the words to help you.

Faces



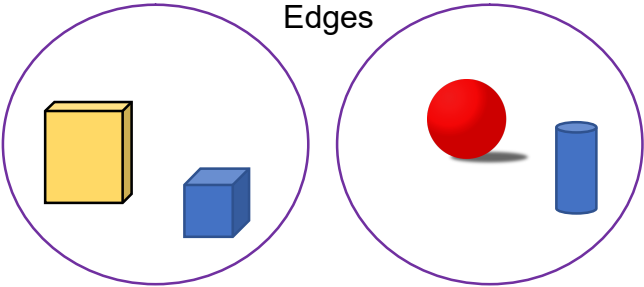
--	--

Faces



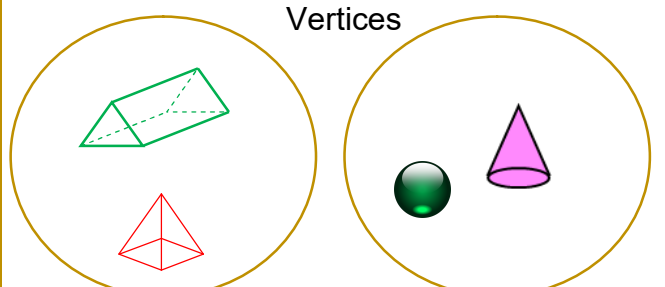
--	--

Edges



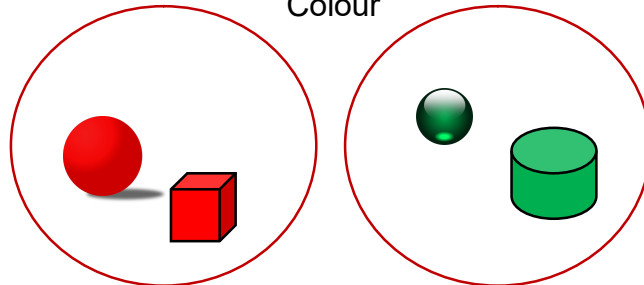
--	--

Vertices



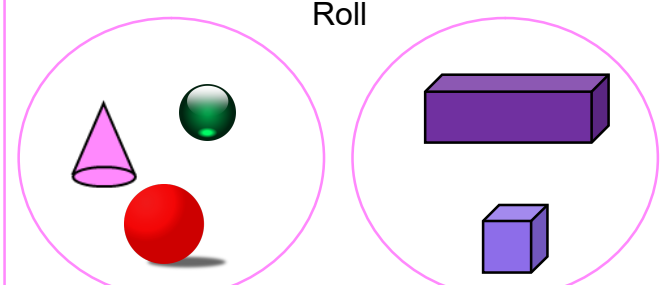
--	--

Colour



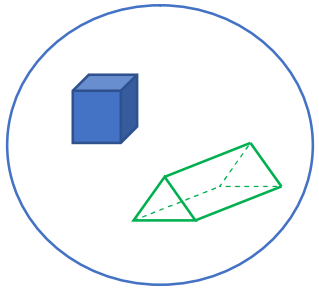
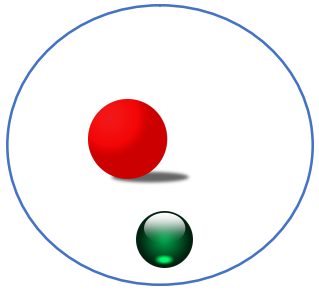
--	--

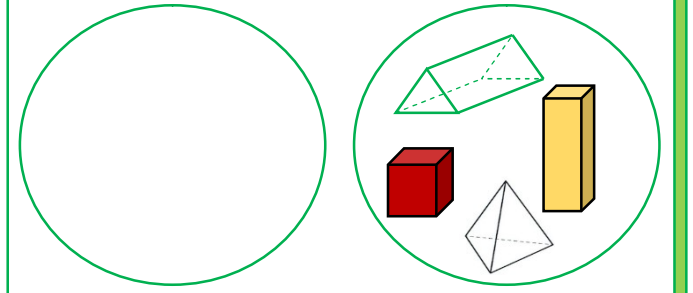
Roll

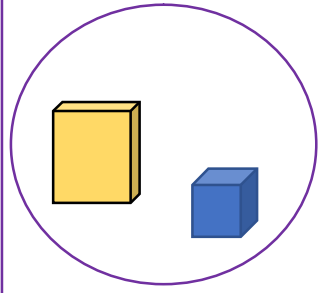
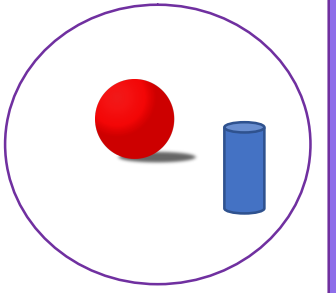


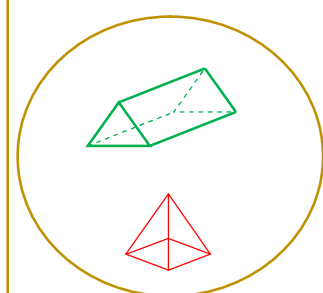
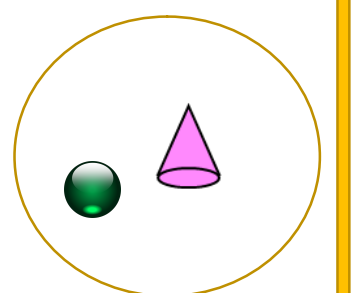
--	--

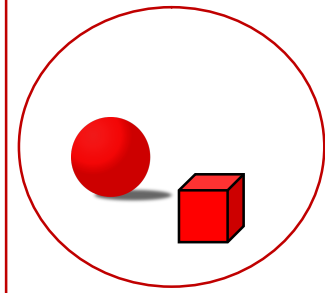
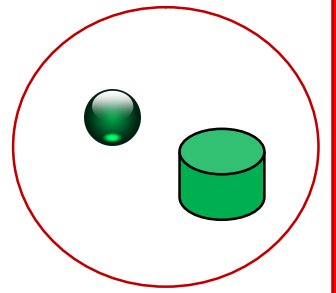
How have the shapes been sorted?
 Think about the following: stacking, rolling, colour, edges, vertices, faces.

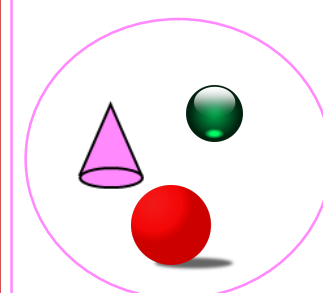
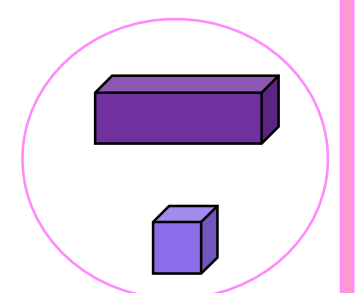
	

How have the shapes been sorted?

Diagram 1 (Blue border): Left circle: purple cube. Right circle: yellow cylinder, blue cylinder, pink cone. Outside: blue rectangular prism. Below: two empty boxes.

Diagram 2 (Green border): Left circle: green triangular prism, blue rectangular prism, white pyramid. Right circle: green cone, blue sphere. Below: two empty boxes.

Diagram 3 (Purple border): Left circle: empty. Right circle: green cylinder, brown cylinder. Intersection: red pyramid, white pyramid, green triangular prism. Outside: purple cone. Below: two empty boxes.

Diagram 4 (Yellow border): Left circle: red sphere, green sphere, blue sphere. Right circle: yellow cone, blue cylinder, yellow cube, red cube. Intersection: red pyramid. Below: two empty boxes.

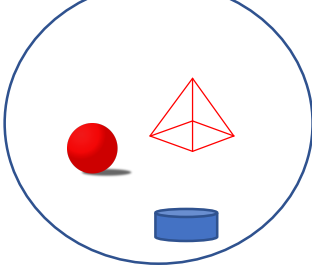
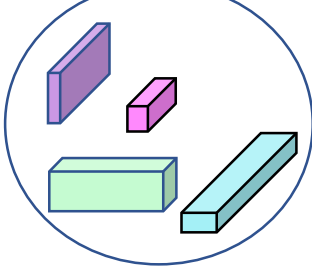
Diagram 5 (Red border): Left circle: yellow rectangular prism. Right circle: white pyramid, blue triangular prism. Intersection: white pyramid. Below: two empty boxes.

Diagram 6 (Pink border): Left circle: red cylinder, red sphere, red rectangular prism. Right circle: white pyramid, green rectangular prism, yellow cone. Intersection: red rectangular prism. Below: two empty boxes.

Who do you agree with and why?

Cuboids

Other shapes



This shape goes into 'Other shapes'.

This shape goes into 'Cuboids'.




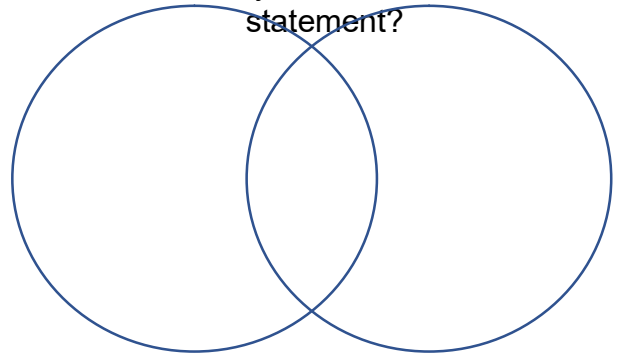
Esin



Rosie

Some 3D shapes have curved surfaces *and* more than 5 edges.

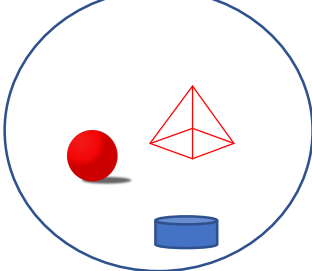
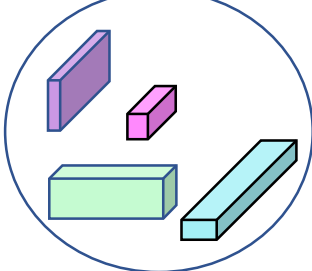
What do you think about the statement?



Who do you agree with and why?

Cuboids

Other shapes



This shape goes into 'Other shapes'.

This shape goes into 'Cuboids'.



Esin



Rosie

Some 3D shapes have curved surfaces *and* more than 5 edges.

What do you think about the statement?

