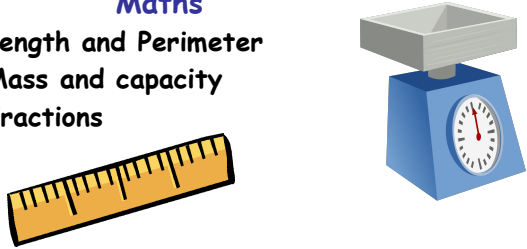











<p><b>Maths</b></p> <p>Length and Perimeter Mass and capacity Fractions</p> 	<p><b>Geography</b></p> <p><u><b>Our European Neighbours</b></u></p> <p>Year 3 children will go on a virtual trip across the English Channel to explore the continent of Europe! They will discover some fascinating facts about Europe and find out the names, locations and features of European countries and capitals.</p> 	<p><b>Science</b></p> <p><u><b>Light</b></u></p> <p>Children will recognise that they need light in order to see things and that dark is the absence of light. They will notice that light is reflected from surfaces. They will learn that light from the sun can be dangerous and that there are ways to protect their eyes. Children will learn that shadows are formed when the light from a light source is blocked by an opaque object and will find patterns in the way that the size of shadows change.</p> 
<p><b>Computing</b></p> <p><u><b>Programming: Events and actions</b></u></p> <p>Children begin by moving a sprite in four directions. Then, they will explore movement within the context of a maze, using design to choose an appropriately sized sprite. Children will draw lines with sprites and change the size and colour of lines. Finally, children will design and code their own maze-tracing program.</p> 	<p><b>Our European Neighbours</b></p> <p><b>Year 3</b></p> <p><b>Medium Term Planning</b></p> <p><b>Spring II 2025</b></p> 	<p><b>English</b></p> <p><u><b>Non-fiction: Holiday Brochure:</b></u> Using the book <i>Skara Brae</i> by Dawn Finch as a reference, children will examine the key features of persuasive texts, including layout, headings, rhymes, and vivid descriptive adjectives. They will then apply this knowledge to create a persuasive holiday brochure.</p> <p><u><b>SPAG:</b></u> parts of speech; main and subordinate clauses; present perfect vs past simple; punctuation - use of commas</p>
<p><b>RE</b></p> <p><u><b>Christianity:</b></u> How did Jesus change lives and how is it good news?</p> 	<p><b>Music</b></p> <p>Learning Long and short (rhythm) and high and low (pitch) sounds can be represented by musical symbols. Children will explore the notes, crotchets and minims within our own music and see how they sit on the stave.</p> 	<p><b>DT</b></p> <p>Children will learn that fruits and vegetables grow in different countries based on their climates, with certain regions being more suitable for specific types of produce. They will understand that fruits and vegetables are seasonal and eating seasonal fruits and vegetables is beneficial for the environment as it reduces the need for long-distance transportation and artificial growing conditions. Finally, they will design a tart recipe using seasonal ingredients.</p> 
<p><b>PE</b></p> <p>Planned and taught by PSD (Primary Sporting Development)</p> 	<p><b>French</b></p> <p>I can / Je peux...</p> 	<p><b>PSHE:</b></p> <p>Weekly focus on school values. Following Jigsaw Programme.</p> 