



# PSD & ST MARYS

# STAFF MEETING

*“Raising the standards in Physical Education and Sport”*

WHO ARE WE?



Rob Morris

[rmorris@thepsdgroup.org.uk](mailto:rmorris@thepsdgroup.org.uk)

WHAT IS THE PSD  
GROUP?



**PSD  
SCHOOLS**



**PSD  
FUNWEEKS**



**PSD  
ACADEMY**



**PSD  
CHILDCARE**



**PSD  
EDUCATION**



OUR VALUES



PSD Values are....

- **PROFESSIONAL**
- **SPECIALISED**
- **DEDICATED**

# THE PSD GROUP STAFFING STRUCTURE



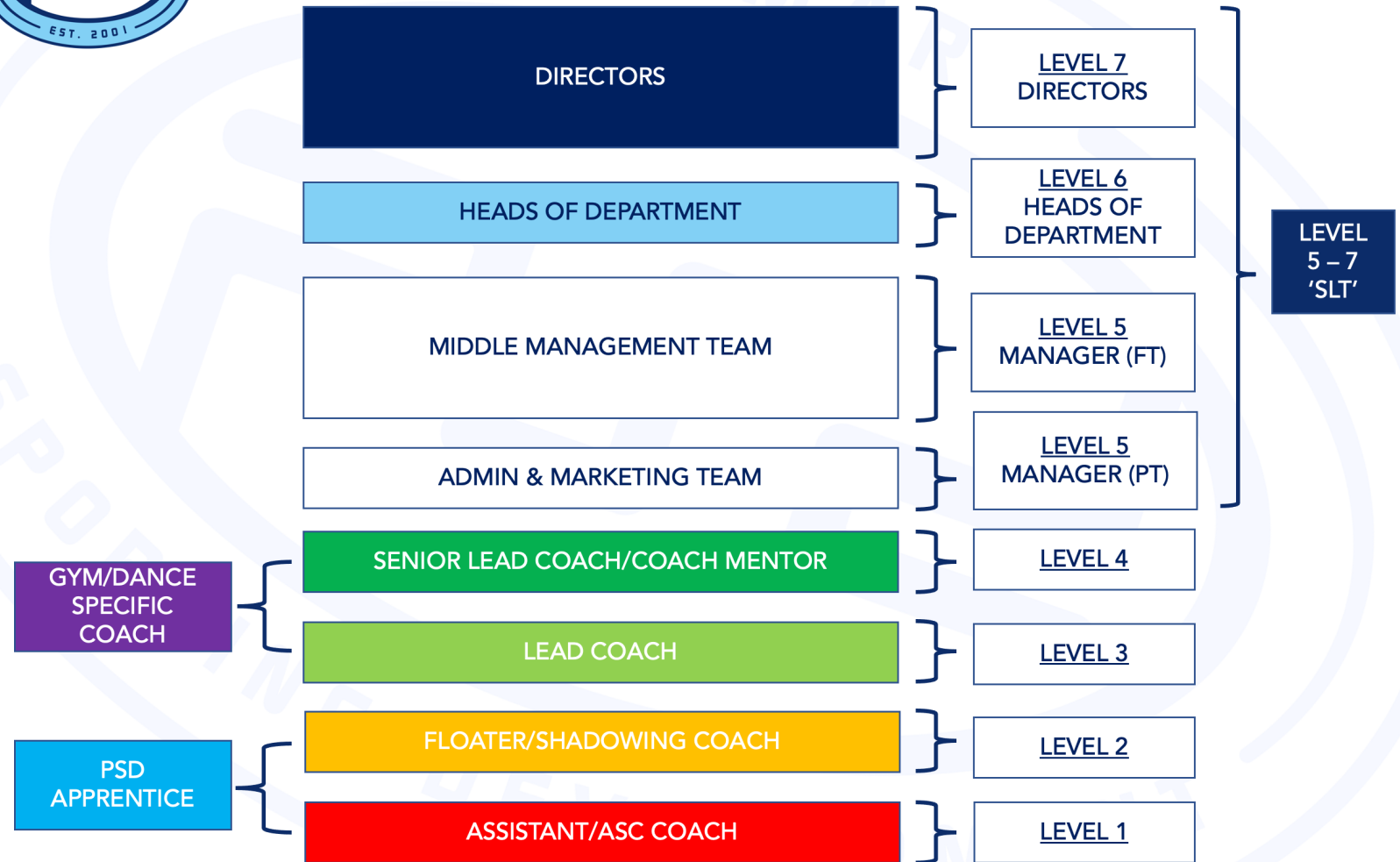
## THE PSD GROUP SENIOR LEADERSHIP TEAM (SLT)



# THE PSD GROUP STAFFING STRUCTURE



## THE PSD GROUP STAFFING STRUCTURE



# CURRICULUM MAP



PE CURRICULUM MAP						
Year Group	Autumn Term		Spring Term		Summer Term	
Nursery	Introduction to PE: Unit 1	Introduction to PE: Unit 2	Ball Skills: Unit 1	Ball Skills: Unit 2	Games: Unit 1	Games: Unit 2
	Dance: Unit 1	Gymnastics: Unit 1	Fundamentals: Unit 1	Dance: Unit 1	Gymnastics: Unit 2	Fundamentals: Unit 2
Reception	Introduction to PE: Unit 1	Introduction to PE: Unit 2	Ball Skills: Unit 1	Ball Skills: Unit 2	Games: Unit 1	Games: Unit 2
	Dance: Unit 1	Gymnastics: Unit 1	Fundamentals: Unit 1	Dance: Unit 1	Gymnastics: Unit 2	Fundamentals: Unit 2
Year 1	Fundamentals	Sending & Receiving	Ball Skills	Net and Wall	Athletics	Target games
	Dance	Gymnastics	Fitness	Dance	Gymnastics	Yoga
Year 2	Fundamentals	Invasion	Ball Skills	Net and Wall	Athletics	Striking & Fielding
	Dance	Gymnastics	Fitness	Dance	Gymnastics	Team Building
Year 3	Football	Netball	OAA	Tennis	Athletics	Cricket
	Dance	Gymnastics	Fitness	Dance	Gymnastics	Yoga
Year 4	Tag Rugby	Basketball	Hockey	Tennis	Athletics	Rounders
	Dance	Gymnastics	Fitness	Dance	Gymnastics	Dodgeball
Year 5	Football	Netball	OAA	Tennis	Athletics	Cricket
	Dance	Gymnastics	Fitness	Dance	Gymnastics	Yoga
Year 6	Tag Rugby	Basketball	Hockey	Tennis	Athletics	Rounders
	Dance	Gymnastics	Fitness	Dance	Gymnastics	Dodgeball

WHAT IS GET SET 4 PE?





# HOW TO LOGIN



[www.getset4education.co.uk](http://www.getset4education.co.uk)



[Pricing](#) [About Us](#) [FAQs](#) [Home Learning](#) [Blog](#) [Contact Us](#)

[Subscribe](#)

[Sign in](#)

## Welcome to Get Set 4 Education


Connecting you to a high quality Music and PE primary curriculum.

[Start your subscription now](#)


[Start your free trial](#)

[View pricing](#)

Find out more



Get Set 4 PE



Get Set 4 Music



[Pricing](#) [About Us](#) [FAQs](#) [Home Learning](#) [Blog](#) [Contact Us](#)

[Subscribe](#)

[Sign in](#)

## Sign in

Enter your details below

Email address

Password

Remember me

[Forgotten password?](#)

[Sign in](#)



CASTORE

# HOW TO LOGIN




Get Set 4 Education


Pricing About Us FAQs Home Learning Blog Contact Us RM

### Dashboard

+ Add a free trial + Add a new subscription



**Get Set 4 PE**  
3 Years Primary  
[Go to Get Set 4 PE](#)




**Get Set 4 Music**  
[Start Free Trial](#)  
[Start Subscription](#)

Get Set 4 Education

## Yay, you're in!

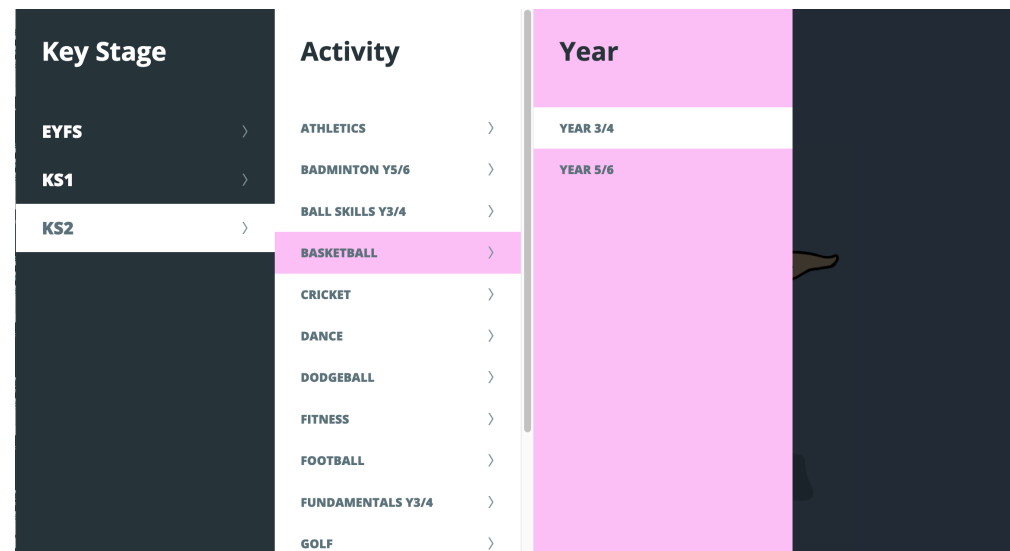
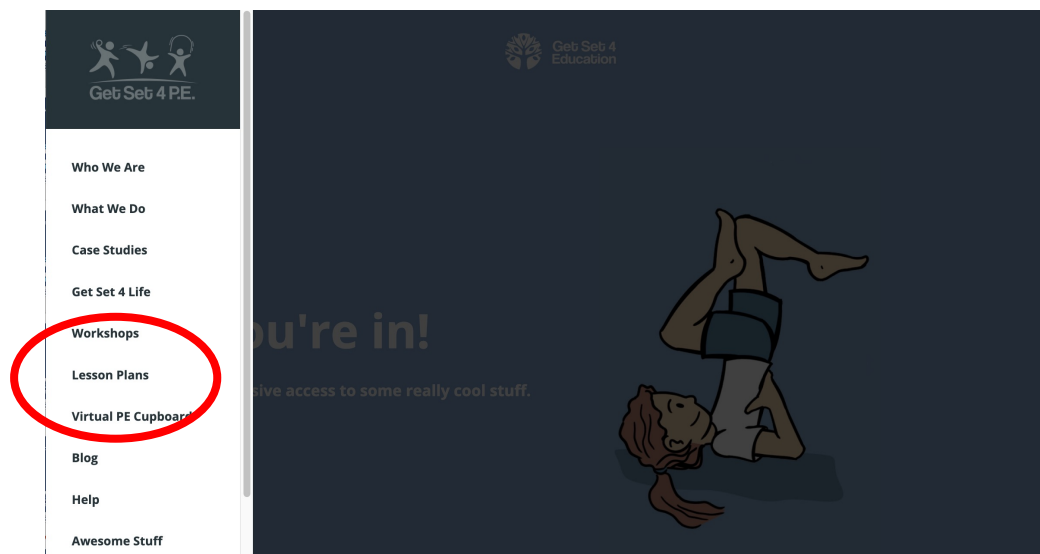
You now have exclusive access to some really cool stuff.



# HOW TO ACCESS SCHEME OF WORK & LESSON PLANS



Get Set 4 P.E.



# HOW TO ACCESS SCHEME OF WORK & LESSON PLANS



Get Set 4 P.E.

## Scheme of Work

YEAR 3/4 BASKETBALL  
Scheme of Work

[VIEW](#)

## Lesson Plans

YEAR 3/4	BASKETBALL Lesson 1	<a href="#">VIEW</a>	YEAR 3/4	BASKETBALL Lesson 2	<a href="#">VIEW</a>
YEAR 3/4	BASKETBALL Lesson 3	<a href="#">VIEW</a>	YEAR 3/4	BASKETBALL Lesson 4	<a href="#">VIEW</a>
YEAR 3/4	BASKETBALL Lesson 5	<a href="#">VIEW</a>	YEAR 3/4	BASKETBALL Lesson 6	<a href="#">VIEW</a>

## Key Skills

- Physical: throwing and catching, dribbling, intercepting, shooting
- Emotional: honesty and fair play, perseverance
- Social: working safely, communication, collaboration
- Thinking: planning strategies and using tactics, observing and providing feedback

## Learning Objective

LESSON 1	To develop the attacking skill of dribbling.
LESSON 2	To protect the ball when dribbling against an opponent.
LESSON 3	To develop the bounce and chest pass and begin to recognise when to use them.
LESSON 4	To develop tracking and defending an opponent.
LESSON 5	To develop the technique for the set shot.
LESSON 6	To be able to apply the skills, rules and tactics you have learnt to a mini tournament.

# HOW TO ACCESS SCHEME OF WORK & LESSON PLANS



## Get Set 4 P.E.

### Scheme of Work

YEAR 3/4 **BASKETBALL**  
Scheme of Work [VIEW](#)

### Lesson Plans

YEAR 3/4 <b>BASKETBALL</b> Lesson 1 <a href="#">VIEW</a>	YEAR 3/4 <b>BASKETBALL</b> Lesson 2 <a href="#">VIEW</a>
YEAR 3/4 <b>BASKETBALL</b> Lesson 3 <a href="#">VIEW</a>	YEAR 3/4 <b>BASKETBALL</b> Lesson 4 <a href="#">VIEW</a>
YEAR 3/4 <b>BASKETBALL</b> Lesson 5 <a href="#">VIEW</a>	YEAR 3/4 <b>BASKETBALL</b> Lesson 6 <a href="#">VIEW</a>

### Learning Objective

To develop the attacking skill of dribbling.




#### Success Criteria

- Push the ball back down when it has reached the top of its bounce.
- Use wide fingers to control the ball.

#### Whole Child Objectives

- Social:** To make safe decisions when moving around others.
- Emotional:** To play honestly and within the rules.
- Thinking:** To explore different ways to dribble deciding on the best technique.

### Equipment

 <b>BASKETBALL</b> x 30	 <b>DRIBBLING</b> Video <a href="#">OPEN</a>	 <b>V DRIBBLE</b> Video <a href="#">OPEN</a>
--	--	--

'AWESOME STUFF'



**Get Set 4 P.E.**

Resources that include:

- Active blasts
- Active lunchtimes
- Classroom PE
- CPD
- School sports week
- PE Leads
- Play leaders
- Progression Documents
- SEND
- Sports Day

# CURRICULUM MAP



## Get Set 4 P.E.

Case Studies  
Get Set 4 Life  
Workshops  
Lesson Plans  
Virtual PE Cupboard  
Blog  
Help  
Awesome Stuff

PSD  
My Classes  
**My Pupils**  
My Curriculum Map  
My Reporting

Logout

### My Curriculum Map

VIEW ARCHIVE 2023/2024 DOWNLOAD PRINT

EYFS KS1 KS2

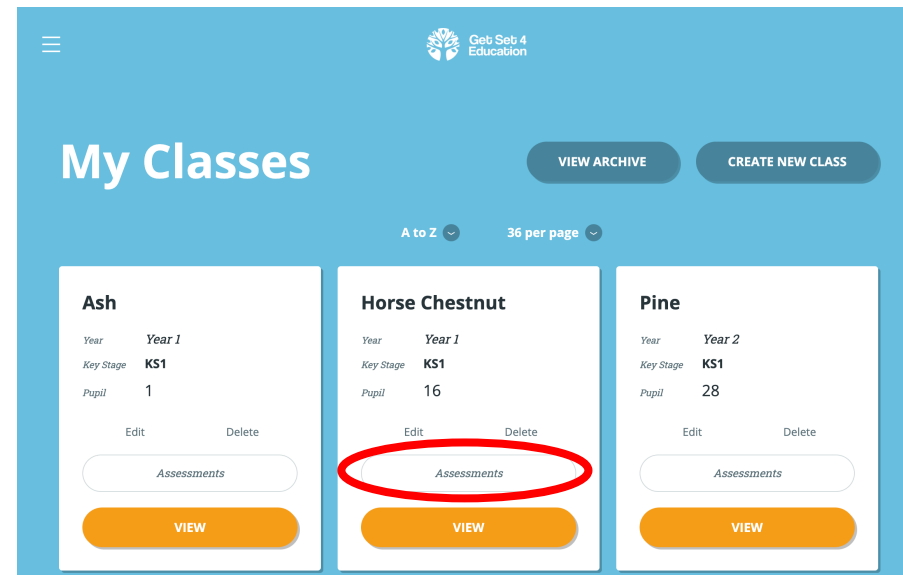
- Drag and drop as many activities as required per year group into each half term.
- Use the blank box to enter any alternative activities your school offers. These activities will then appear on your assessment tables.
- To delete any activities, drag and drop the activity block into the bin icon in the top left-hand corner of the curriculum map.
- When printing in colour, please ensure that the 'background graphics' checkbox, under more settings of the print dialog box, is checked.
- **WARNING:** Moving an assessed activity on this map will remove the assessment data for that activity.

Introduction to PE : Unit 1	Introduction to PE : Unit 2	Ball Skills : Unit 1	Ball Skills : Unit 2	Dance : Unit 1
Dance : Unit 2	Fundamentals : Unit 1	Fundamentals : Unit 2	Games : Unit 1	Games : Unit 2
Gymnastics : Unit 1	Gymnastics : Unit 2	Enter alternative activity		

# ASSESSMENTS:



## Get Set 4 P.E.





QUESTIONS:



Get Set 4 P.E.



THANK YOU!